


## Introductory sub-table (I)(a)


Name of the Company: ROTO PUMPS LIMITED			
Scrip Code, Name of the scrip, class of security: 517500			
Quarter ended: 31.12.2013			
<b>Partly paid-up shares:-</b>			
	<b>No. of partly paid-up shares</b>	<b>As a % of total no. of partly paid-up shares</b>	<b>As a % of total no. of shares of the company</b>
Held by promoter/promoter group		#DIV/0!	0
Held by public		#DIV/0!	0
<b>Total</b>	<b>0</b>	<b>#DIV/0!</b>	<b>0</b>
<b>Outstanding convertible securities:-</b>			
	<b>No. of outstanding securities</b>	<b>As a % of total no. of outstanding convertible securities</b>	<b>As a % of total no. of shares of the company, assuming full conversion of the convertible securities</b>
Held by promoter/promoter group		#DIV/0!	0
Held by public		#DIV/0!	0
<b>Total</b>	<b>0</b>	<b>#DIV/0!</b>	<b>0</b>
<b>Warrants:-</b>			
	<b>No. of warrants</b>	<b>As a % of total no. of warrants</b>	<b>As a % of total no. of shares of the company, assuming full conversion of warrants</b>
Held by promoter/promoter group		#DIV/0!	0
Held by public		#DIV/0!	0
<b>Total</b>	<b>0</b>	<b>#DIV/0!</b>	<b>0</b>
<b>Total paid-up capital of the company, assuming full conversion of warrants and convertible securities</b>		<b>3090761</b>	



Statement Showing Shareholding Pattern								
Category code	Category of Shareholder	Number of Shareholders	Table (I)(a)		Total shareholding as a percentage of total number of shares		Shares Pledged or otherwise encumbered	
			Total number of shares	Number of shares held in dematerialized form	As a percentage of (A+B) <sup>1</sup>	As a percentage of (A+B+C)	Number of shares	As a percentage
(I)	(II)	(III)	(IV)	(V)	(VI)	(VII)	(VIII)	(IX) = (VII/IV)*100
<b>(A)</b>	<b>Shareholding of Promoter and Promoter</b>							
1	Indian							
(a)	Individuals/ Hindu Undivided Family							
		15	2154724	2151962	69.71	69.71		0.00
(b)	Central Government/ State Government(s)				0.00	0.00		#DIV/0!
(c)	Bodies Corporate				0.00	0.00		#DIV/0!
(d)	Financial Institutions/ Banks				0.00	0.00		#DIV/0!
(e)	Any Others(Specify)				0.00	0.00		#DIV/0!
(e-i)					0.00	0.00		#DIV/0!
(e-ii)					0.00	0.00		#DIV/0!
	<b>Sub Total(A)(1)</b>	<b>15</b>	<b>2154724</b>	<b>2151962</b>	<b>69.71</b>	<b>69.71</b>	<b>0</b>	<b>0.00</b>
2	Foreign							
a	Individuals (Non-Residents Individuals/ Foreign Individuals)				0.00	0.00		#DIV/0!
b	Bodies Corporate				0.00	0.00		#DIV/0!
c	Institutions				0.00	0.00		#DIV/0!
d	Qualified Foreign Investor				0.00	0.00		#DIV/0!
e	Any Others(Specify)				0.00	0.00		#DIV/0!
e-i					0.00	0.00		#DIV/0!
e-ii					0.00	0.00		#DIV/0!
	<b>Sub Total(A)(2)</b>	<b>0</b>	<b>0</b>	<b>0</b>	<b>0.00</b>	<b>0.00</b>	<b>0</b>	<b>#DIV/0!</b>
	<b>Total Shareholding of Promoter and</b>	<b>15</b>	<b>2154724</b>	<b>2151962</b>	<b>69.71</b>	<b>69.71</b>	<b>0</b>	<b>0.00</b>
<b>(B)</b>	<b>Public shareholding</b>							
1	Institutions							
(a)	Mutual Funds/ UTI	2	1300		0.04	0.04		
(b)	Financial Institutions/ Banks	1	100		0.00	0.00		
(c)	Central Government/ State Government(s)				0.00	0.00		
(d)	Venture Capital Funds				0.00	0.00		
(e)	Insurance Companies				0.00	0.00		
(f)	Foreign Institutional Investors				0.00	0.00		
(g)	Foreign Venture Capital Investors				0.00	0.00		
(h)	Qualified Foreign Investor				0.00	0.00		
(i)	Any Other (specify)				0.00	0.00		
(i-i)					0.00	0.00		
(i-ii)					0.00	0.00		
	<b>Sub-Total (B)(1)</b>	<b>3</b>	<b>1400</b>	<b>0</b>	<b>0.05</b>	<b>0.05</b>		
<b>B 2</b>	<b>Non-institutions</b>							
(a)	Bodies Corporate	84	109630	99530	3.55	3.55		
(b)	Individuals				0.00	0.00		
I	Individuals -i. Individual shareholders holding nominal share capital up to Rs 1 lakh	2539	584550	477446	18.91	18.91		
II	ii. Individual shareholders holding nominal share capital in excess of Rs. 1 lakh.	5	132663	132663	4.29	4.29		
(c)	Qualified Foreign Investor				0.00	0.00		
(d)	Any Other (specify) CLEARING MEMBERS				0.00	0.00		
(d-i)	CLEARING MEMBERS	15	26838	26838	0.87	0.87		
(d-ii)	NON-RESIDENTS	19	80856	4356	2.62	2.62		
(d-iii)	TRUST	1	100		0.00	0.00		
	<b>Sub-Total (B)(2)</b>	<b>2663</b>	<b>934637</b>	<b>740833</b>	<b>30.24</b>	<b>30.24</b>		
<b>(B)</b>	<b>Total Public Shareholding (B)= (B)(1)+(B)(2)</b>	<b>2666</b>	<b>936037</b>	<b>740833</b>	<b>30.29</b>	<b>30.29</b>		
	<b>TOTAL (A)+(B)</b>	<b>2681</b>	<b>3090761</b>	<b>2892795</b>	<b>100.00</b>	<b>100.00</b>		
<b>(C)</b>	<b>Shares held by Custodians and against which Depository Receipts have been issued</b>							
1	Promoter and Promoter Group					0.00		#DIV/0!
2	Public					0.00		#DIV/0!
	<b>Sub-Total (C)</b>	<b>0</b>	<b>0</b>	<b>0</b>		<b>0</b>	<b>0</b>	
	<b>GRAND TOTAL (A)+(B)+(C)</b>	<b>2681</b>	<b>3090761</b>	<b>2892795</b>		<b>100.00</b>	<b>0</b>	<b>0.00</b>

Sr.No	Notes
1	Total foreign shareholding is 80856 shares constituting 2.62% of total paidup share capital.
2	List of promoter holding is enclosed.
3	List of persons in public category holding morethan 1% of the paidup share capital is enclosed.
4	No persons in public category holds morethan 5% of the paidup share capital.
5	
6	
7	
8	
9	

For ROTOR PAPER LTD.




Ashwani K. Verma  
Company Secretary

(I)(b) Statement showing holding of securities (including shares, warrants, convertible securities) of persons belonging to the category "Promoter and Promoter Group"

Sr.	Name of the	Details of Shares held		Encumbered shares (*)			Details of warrants		Details of convertible securities		Total shares (including underlying shares assuming full conversion of warrants and convertible securities) as a % of diluted share capital
		Number of shares held	As a % of grand total (A)+(B)+(C)	No.	As a percentage	As a % of grand total (A)+(B)+(C) of sub-clause (I)(a)	Number of warrants held	As a % total number of warrants of the same class	Number of convertible securities held	As a % total number of convertible securities of the same class	
No.	shareholder	(III)	(IV)	(V)	(VI)=(V)/(III)*100	(VII)	(VIII)	(IX)	(X)	(XI)	(XII)
1	N K Gupta HUF	297732	9.63	0	0.00	0.00		#DIV/0!		#DIV/0!	
2	Anurag Gupta	217067	7.02	0	0.00	0.00		#DIV/0!		#DIV/0!	
3	Arvind Gupta	242067	7.83	0	0.00	0.00		#DIV/0!		#DIV/0!	
4	Asha Gupta	499933	16.18	0	0.00	0.00		#DIV/0!		#DIV/0!	
5	H C Gupta	394739	12.77	0	0.00	0.00		#DIV/0!		#DIV/0!	
6	H C Gupta HUF	214220	6.93	0	0.00	0.00		#DIV/0!		#DIV/0!	
7	Manoj Agarwal	3865	0.13	0	0.00	0.00		#DIV/0!		#DIV/0!	
8	Mansi Kanoria	31740	1.03	0	0.00	0.00		#DIV/0!		#DIV/0!	
9	Madhu Agarwal	20720	0.67	0	0.00	0.00		#DIV/0!		#DIV/0!	
10	Neera Gupta	169715	5.49	0	0.00	0.00		#DIV/0!		#DIV/0!	
11	Rajeeta Gupta	27031	0.87	0	0.00	0.00		#DIV/0!		#DIV/0!	
12	Rajendra Kumar Gupta	2762	0.09	0	0.00	0.00		#DIV/0!		#DIV/0!	
13	Rolly Gupta	26766	0.87	0	0.00	0.00		#DIV/0!		#DIV/0!	
14	Shalini Gupta	6167	0.20	0	0.00	0.00		#DIV/0!		#DIV/0!	
15	Urmila Agarwal	200	0.01	0	0.00	0.00		#DIV/0!		#DIV/0!	
<b>TOTAL</b>		<b>2154724</b>	<b>69.71</b>	<b>0</b>	<b>0.00</b>	<b>0.00</b>	<b>0</b>	<b>#DIV/0!</b>	<b>0</b>	<b>#DIV/0!</b>	<b>0</b>

(\*) The term "encumbrance" has the same meaning as assigned to it in regulation 28(3) of the SAST Regulations, 2011

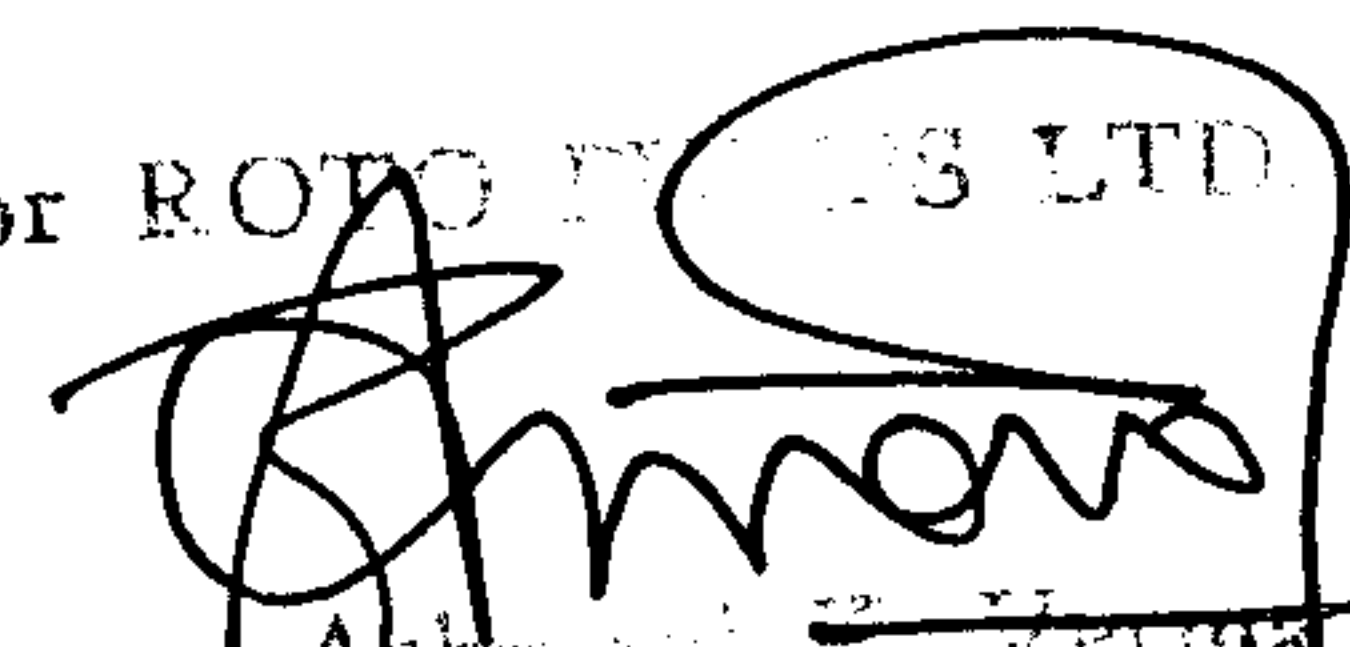
For ROTOPHOS LTD.

  
Ashwini K. Verma  
Company Secretary

**(D)(c)(i) Statement showing holding of securities (including shares, warrants, convertible securities) of persons belonging to the category "Public" and holding more than 1% of the total number of shares**


Sr. No.	Name of the shareholder	Number of shares held	Shares as a percentage of total number of shares {i.e., Grand Total (A)+(B)+(C) indicated in Statement at para (I)(a) above}	Details of warrants		Details of convertible securities		Total shares (including underlying shares assuming full conversion of warrants and convertible securities) as a % of diluted share capital
				Number of warrants held	As a % total number of warrants of the same class	Number of convertible securities held	% w.r.t total number of convertible securities of the same class	
1	DEBRA PAULY	76400	2.47		#DIV/0!		#DIV/0!	
2	QUANT CAPITAL HOLDINGS PRIVATE LIMITED	39612	1.28		#DIV/0!		#DIV/0!	
3	SEETHA KUMARI	38634	1.25		#DIV/0!		#DIV/0!	
4	AMIT GUPTA	37250	1.21		#DIV/0!		#DIV/0!	
5			0.00		#DIV/0!		#DIV/0!	
6			0.00		#DIV/0!		#DIV/0!	
7			0.00		#DIV/0!		#DIV/0!	
8			0.00		#DIV/0!		#DIV/0!	
9			0.00		#DIV/0!		#DIV/0!	
10			0.00		#DIV/0!		#DIV/0!	
<b>TOTAL</b>		<b>191896</b>	<b>6.21</b>	<b>0</b>	<b>#DIV/0!</b>	<b>0</b>	<b>#DIV/0!</b>	<b>0</b>

For ROTO TV IS LTD.

  
Ashwini B. Verma  
Company Secretary

**(I)(c)(ii) Statement showing holding of securities (including shares, warrants, convertible securities) of persons (together with PAC) belonging to the category "Public" and holding more than 5% of the total number of shares of the company**


Sr. No.	Name(s) of the shareholder(s) and the Persons Acting in Concert (PAC) with them	Number of shares	Shares as a percentage of total number of shares (i.e., Grand Total (A)+(B)+(C) indicated in Statement at para (I)(a) above)	Details of warrants		Details of convertible securities		Total shares (including underlying shares assuming full conversion of warrants and convertible securities) as a % of diluted share capital
				Number of warrants	As a % total number of warrants of the same class	Number of convertible securities held	% w.r.t total number of convertible securities of the same class	
1	NIL		0.00		#DIV/0!		#DIV/0!	
2			0.00		#DIV/0!		#DIV/0!	
3			0.00		#DIV/0!		#DIV/0!	
4			0.00		#DIV/0!		#DIV/0!	
5			0.00		#DIV/0!		#DIV/0!	
6			0.00		#DIV/0!		#DIV/0!	
7			0.00		#DIV/0!		#DIV/0!	
8			0.00		#DIV/0!		#DIV/0!	
9			0.00		#DIV/0!		#DIV/0!	
10			0.00		#DIV/0!		#DIV/0!	
<b>TOTAL</b>		<b>0</b>	<b>0.00</b>	<b>0</b>	<b>#DIV/0!</b>	<b>0</b>	<b>#DIV/0!</b>	<b>0</b>

For ROTO PUMPS LTD  
  
 Ashwin  
 Company Secretary

(I)(d) Statement showing details of locked-in shares


Sr. No.	Name of the shareholder	Number of locked-in shares	Locked-in shares as a percentage of total number of shares (i.e., Grand Total (A)+(B)+(C) indicated in Statement at para (I)(a) above)
1	NIL		0.00
2			0.00
3			0.00
4			0.00
5			0.00
6			0.00
7			0.00
8			0.00
9			0.00
<b>TOTAL</b>		<b>0</b>	<b>0.00</b>

For ROTOPUMPS LTD

  
Ashwani K. Verma  
Company Secretary

(II)(a) Statement showing details of Depository Receipts (DRs)

Sr. No.	Type of outstanding DR (ADRs, GDRs, SDRs, etc.)	Number of outstanding DRs	Number of shares underlying outstanding DRs	Shares underlying outstanding DRs as a percentage of total number of shares {i.e., Grand Total (A)+(B)+(C) indicated in Statement at para (I)(a) above}
1	NIL			0.00
2				0.00
3				0.00
4				0.00
5				0.00
6				0.00
7				0.00
8				0.00
9				0.00
<b>TOTAL</b>		<b>0</b>	<b>0</b>	<b>0.00</b>

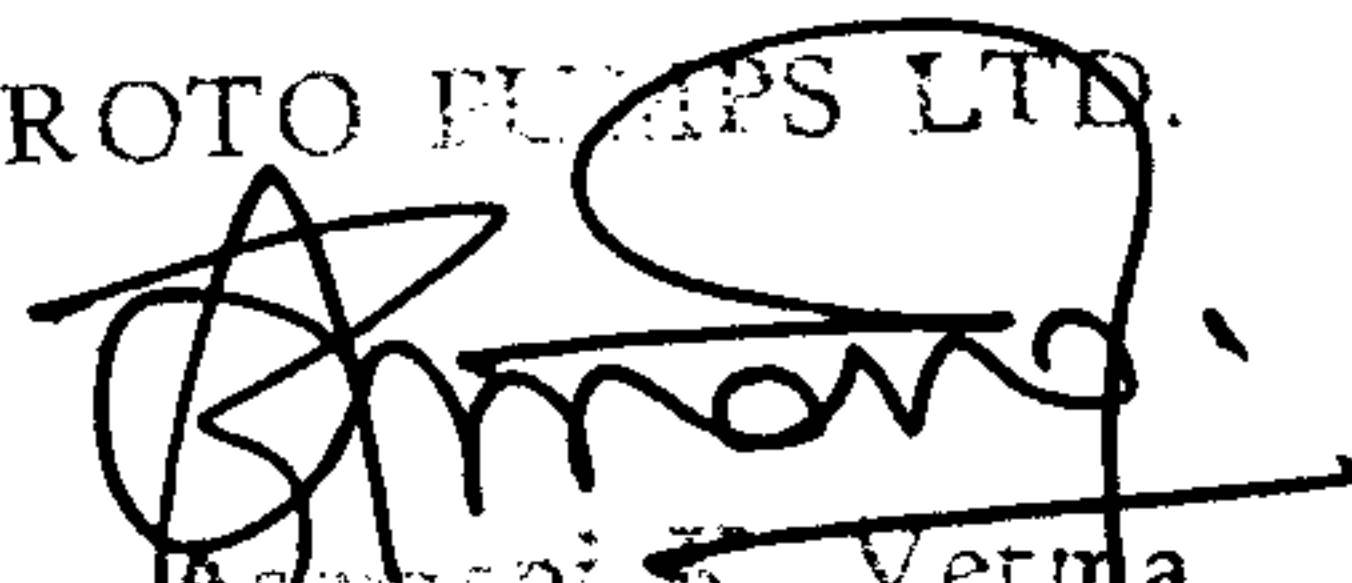
For ROTOFUMES LTD  
  
Ashwani K. Verma  
Company Secretary



(II)(b) Statement showing holding of Depository Receipts (DRs), where underlying shares held by "promoter/promoter group" are in excess of 1% of the total number of shares

Sr. No.	Name of the DR Holder	Type of outstanding DR (ADRs, GDRs, SDRs, etc.)	Number of shares underlying outstanding DRs	Shares underlying outstanding DRs as a percentage of total number of shares (i.e., Grand Total (A)+(B)+(C) indicated in Statement at para (I)(a) above)
1	NIL			0.00
2				0.00
3				0.00
4				0.00
5				0.00
6				0.00
7				0.00
8				0.00
9				0.00
<b>TOTAL</b>			<b>0</b>	<b>0.00</b>

For ROTO PUMPS LTD.

  
Ashvani K. Verma  
Company Secretary